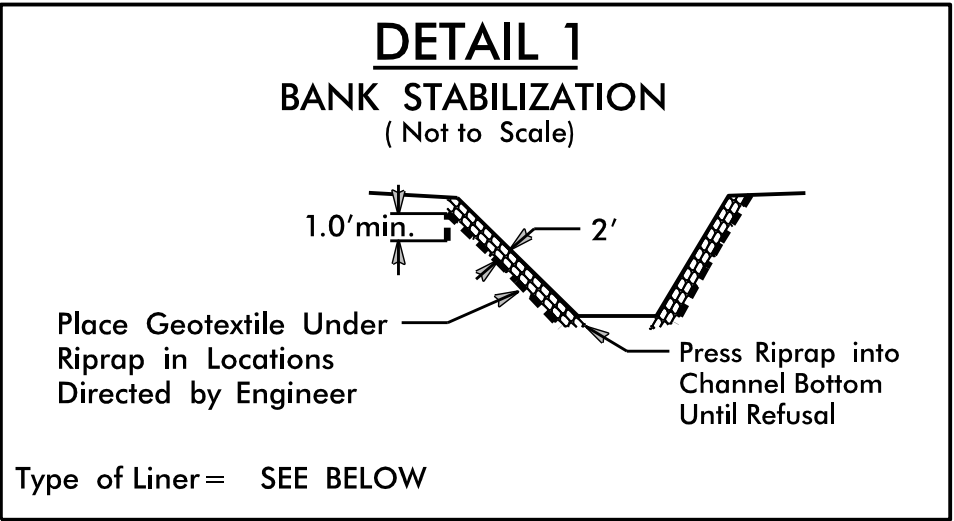
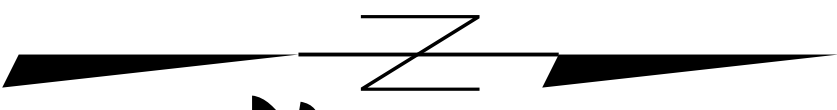


NOTE: ALL CONSTRUCTION WORK AND STAGING OF MATERIALS SHALL BE CONFINED TO THE AREA INDICATED BY THE SHADING ON THE PLANS.

NOTE: PERIMETER EROSION CONTROL MEASURES SHALL BE INSTALLED DURING CLEARING AND GRUBBING PHASE




FROM STA.12+40 TO 12+60  
40 TONS CL II RIP-RAP w/40 SY GEOTEXTILE  
FROM STA.13+05 TO 13+40  
60 TONS CL II RIP-RAP w/55 SY GEOTEXTILE  
TIE IN TO EXISTING RIP RAP UNDER BRIDGE 910044



MATCHLINE SHEET 4A -EL- STA.15+50

MATCHLINE SHEET 4B -EL- STA. 21+00



ENVIRONMENTALLY SENSITIVE AREA  
SEE PROJECT SPECIAL PROVISIONS

NOTE:  
UTILIZE TEMPORARY SEDIMENT BASIN OR SPECIAL STILLING BASIN(S) AS STILLING BASIN WHERE APPLICABLE.